

Kiosk branding specification

Customer: _____

Date: _____

Kiosk colour coding


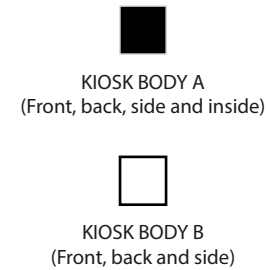
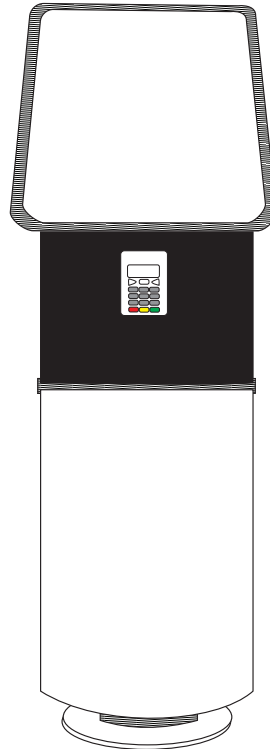
Please give details of the colours to be applied on the main body (A) of the kiosk.
Once completed, please email as an attachment.



Please choose your colour match from RALCOLOR.COM by clicking on the Ralcolor swatch book icon.
Select the RAL colour code and matching English name that is the closest match to your brand colours and fill in the details below for Kiosk Body A

Kiosk body A (black by default) : RAL _____

Kiosk body B (white by default) : RAL _____



Signed: _____